


Education Resource Officers

March 14, 2016



ERO Contract Summary

Goal: The MMSD / MPD Partnership is committed to a non-criminal enforcement model that supports restorative justice concepts, early intervention, prevention and problem solving rather than reliance on law enforcement

Current Term: September 1, 2013 to June 30, 2016

Contract Cost: 2015 estimate is \$350,000


Contract Scope:

- 1) In addition to law enforcement activities, EROs:
 - provide educational resources to students and to parents
 - provide information and training to school staff
 - participate in school administration activities such as: developing campus security plans, attending faculty meetings, and providing expert technical advice
- 2) Coordination and planning including developing implementation plans, training for new EROs, weekly updates and annual reports

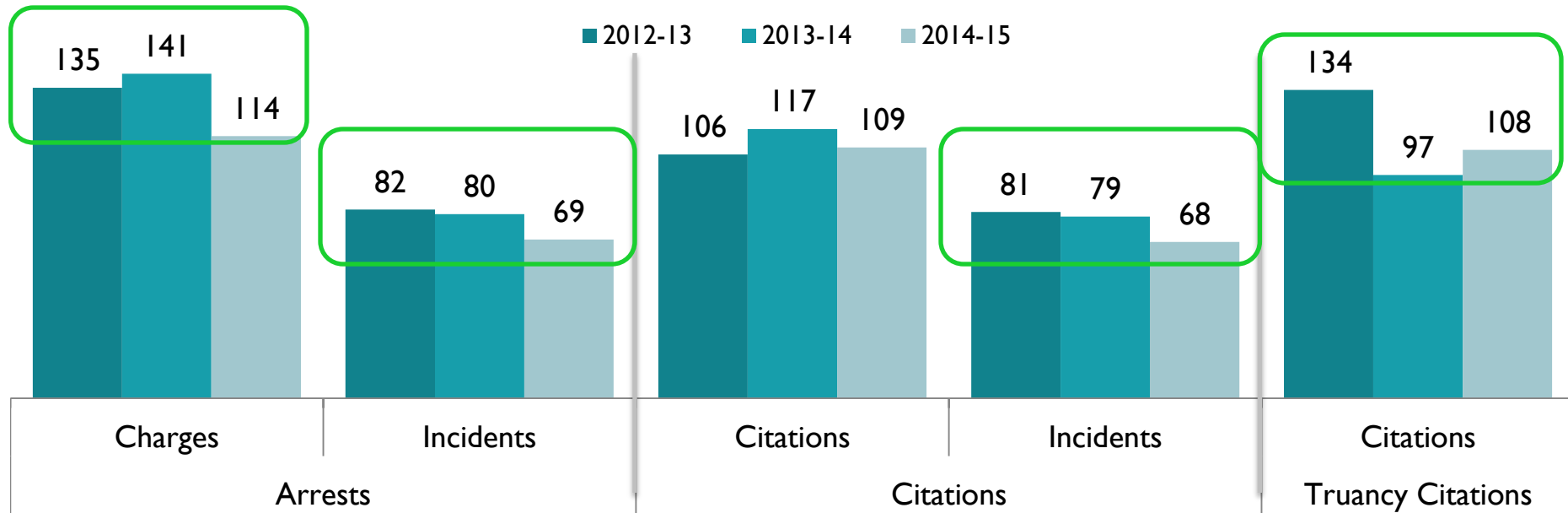
MMSD ERO Use Guidelines

The ERO Guidelines:

- Mirror national best practices
- Provide procedures for when school administrators should call police
- Minimize police involvement for minor student infractions that should be managed in the school
- Expect administrators to work closely with the ERO's to discuss roles and situations in which the ERO may provide support or intervene directly



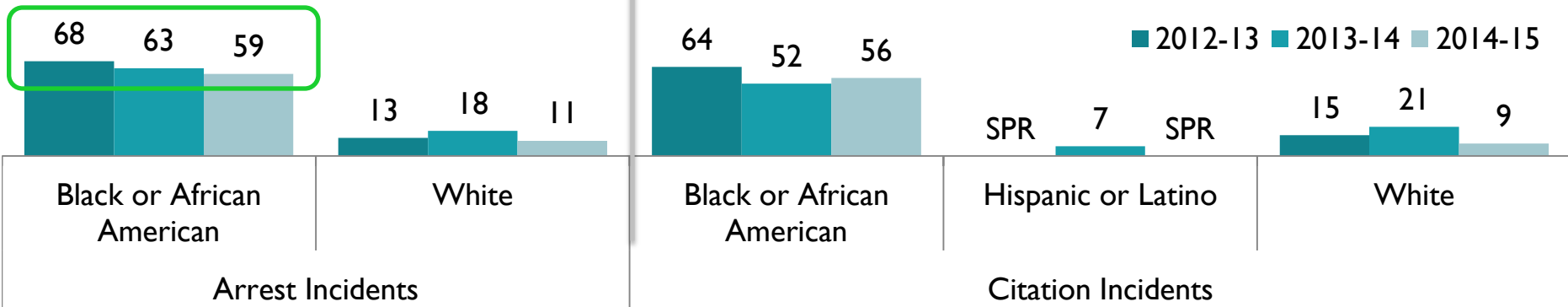
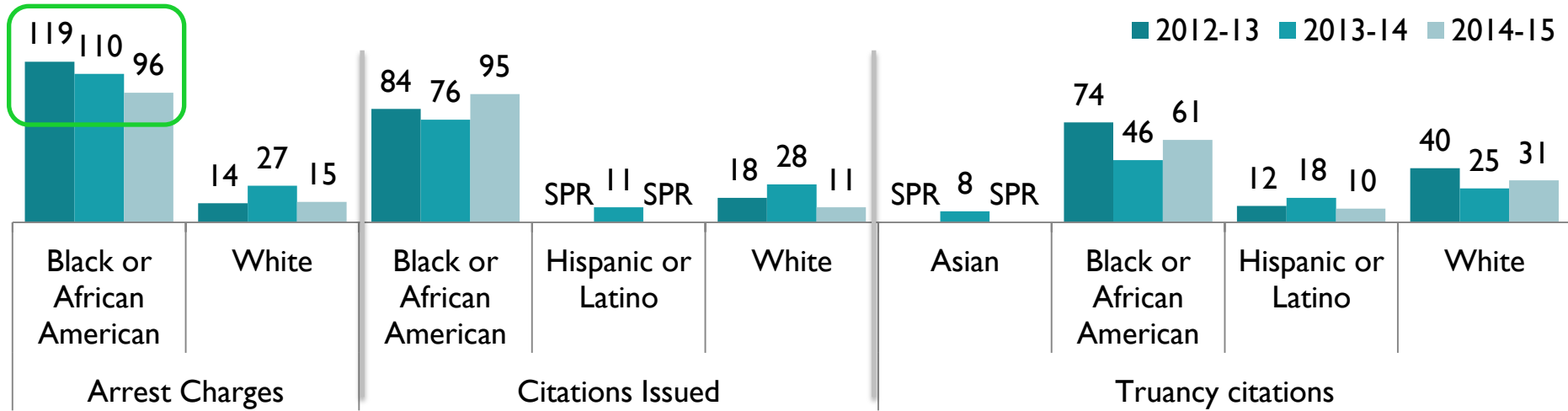
Summary Arrest/Citation Data



- The number of arrest charges and incidents leading to an arrest charge have decreased by 16% from 2012-13 to 2014-15.
- The number of citations has been relatively stable, while the number of incidents leading to a citation have decreased by 16% from 2012-13 to 2014-15.
- The number of truancy citations issued has decreased by 19% from 2012-13 to 2014-15.

Note: Incident is one event, there could be multiple charges for one event

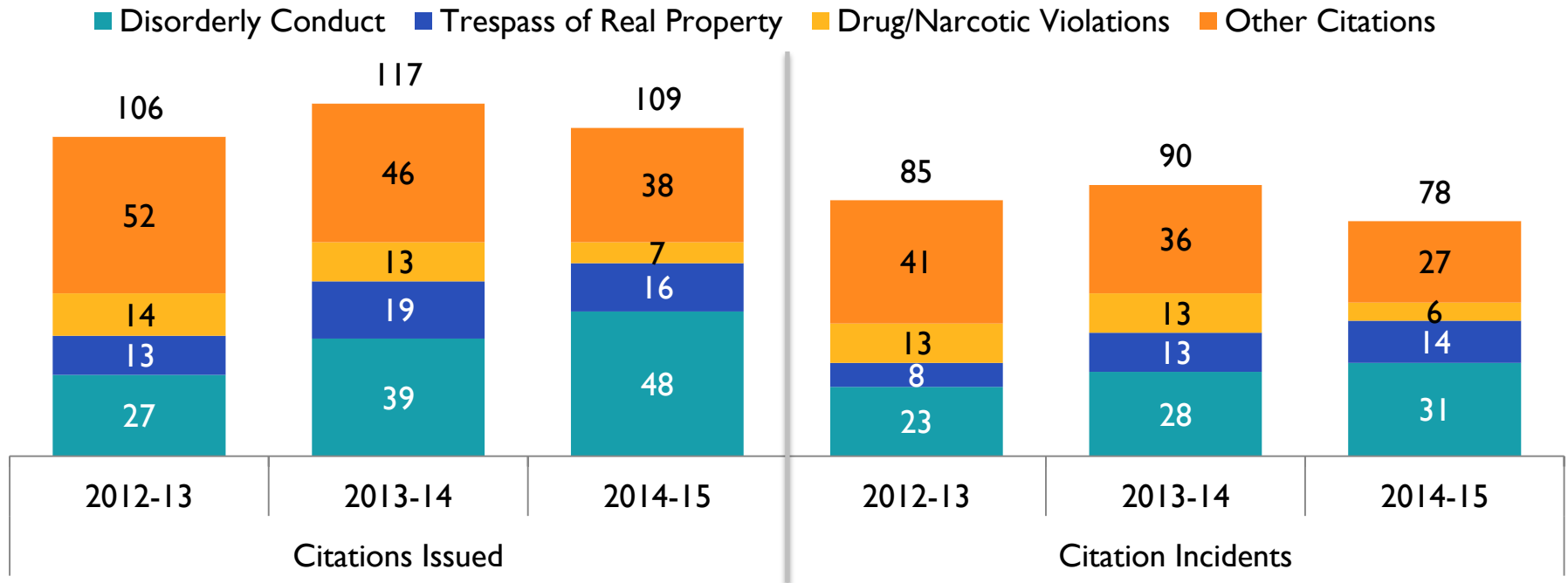
Summary Arrest/Citation Data by Race



- Similar to MMSD suspension data, African American individuals are more likely to be arrested and cited than non-African American individuals.
- However, there has been a consistent decrease in arrest incidents and arrest charges for African American individuals over the last three years.

Numbers identifying 6 or fewer people are suppressed to protect privacy (SPR)

Summary Citation Data by NIBRS Offense Designation

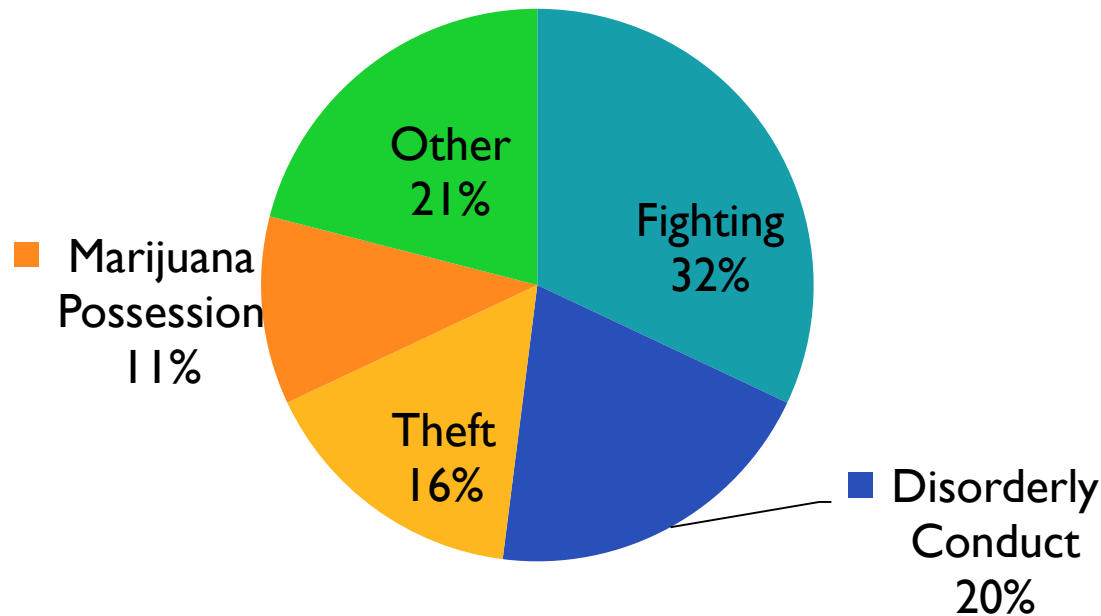


- The most common NIBRS Offense Designations for citations and citation incidents were disorderly conduct, trespass of real property, and drug and narcotic violations.
- The “Other Charges” offense designation covers the other 11 NIBRS designations.

Summary TimeBank Data

In school year 2014-15, 55 students were referred to TimeBank Youth Court, 100% participated and 95% successfully completed.

Citations




Principal Perspectives


Jay Affeldt, Memorial



Questions?



Appendix



Summary Arrest/Citation Data

Enforcement data

Arrests: The number of incidents leading to an arrest charge and the number of resulting charges. Truancy charges have been removed.

Citations: The number of incidents leading to a citation and the number of resulting citations. Truancy citations have been removed.

Truancies: The number of truancy citations. Truancies are issued at the request of schools and are not due to an incident.

Incidents: A single incident can lead to more than one charge or citation for an individual and can involve more than one individual. This leads to more charges and citations than incidents.

Included individuals: Student and non-student data is included. The MPD data does not report whether an individual is an MMSD student. While the data does report age, not all juveniles in the area are MMSD students and some adults are.

Diversionary data

The number of referrals of students to the TimeBank Youth Court in abeyance of a citation for an ordinance violation, including common violations and sentences.



Summary Arrest/Citation Data

Differences from Past Report

The number of arrests and citations differ from the *ERO Citations and Arrests 2010-11 through 2013-14 School Year* report because:

1. Incidents occurring anywhere on or adjacent to a high school campus or across the street from campus are included in this presentation. The previous report only included incidents recorded at the high school building's address. Two important exceptions in this presentation are shopping centers across the street from a high school and middle schools on a high school's campus.
2. Citations for truancy are removed from the citation data and presented separately. The past report included truanancies in citations overall. Truancy citations are qualitatively different from all other citations because they are issued at the request of the school for past behavior in regards to a state statute concerning school. All other citations are issued because an ordinance or law is violated at a discrete time (an incident). We therefore do not present the number of incidents leading to a truancy citation because the data is not meaningful. The past report did present this data.

