

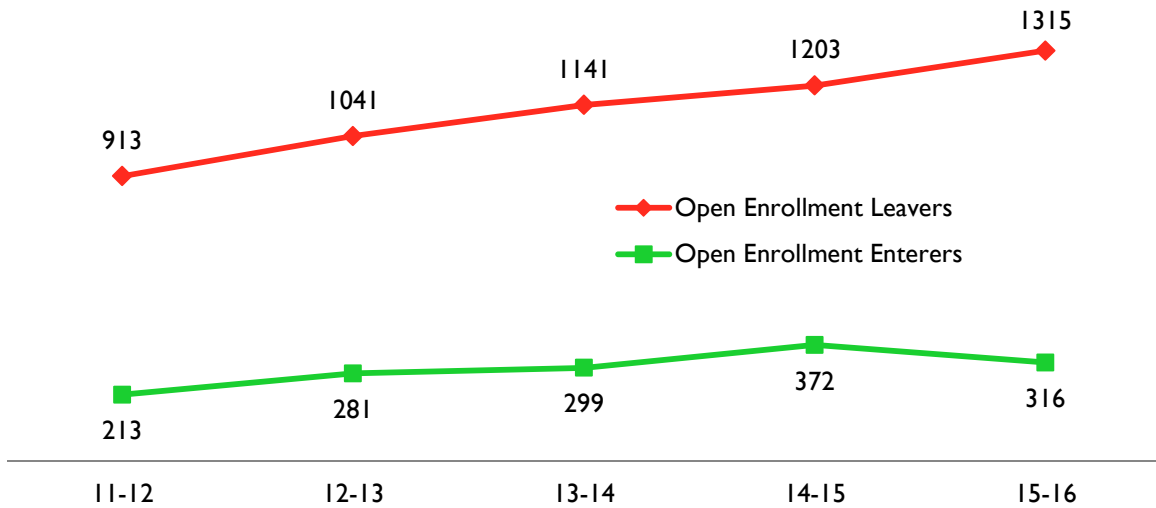
Open Enrollment Report Fall 2015

Key Findings

1. In total, MMSD has 316 open enrollment enterers and 1315 open enrollment leavers for 2015-16; among those 1315 leavers, 61% have never enrolled in an MMSD school.
2. The net effect of open enrollment increased to 999 students leaving the district for the 2015-16 school year from 831 in 2014-15, an increase of 20%.
3. The number of open enrollment leavers increased to 1315 for the 2015-16 school year from 1203 for the 2014-15 school year, an increase of 9%.
4. The number of open enrollment enterers decreased to 316 for the 2015-16 school year from 372 for the 2014-15 school year, a decrease of 15%.
5. The number of new leavers increased to 424 for the 2015-16 from 356 for 2014-15, an increase of 28%, although only 154 of these 424 had ever enrolled in an MMSD school before.
6. The most common grades for new open enrollment leavers are K4, K5, and ninth grade. Open enrollment leavers are disproportionately white.
7. The most common grades for new open enrollment enterers are K4, eleventh, and twelfth grade. Open enrollment enterers mirror the racial/ethnic composition of the district.

This report presents a history of open enrollment in MMSD, as well as detailed breakouts of open enrollment for the 2015-16 school year. Open enrollment in Wisconsin took effect for the 1998-99 school year, in which MMSD had fewer than 20 leavers. Due to the Family Educational Rights and Privacy Act (FERPA), we suppress student counts of six or fewer and this is indicated by “—” in data tables.

Total 4K-12 Open Enrollment Leavers and Enterers



	11-12	12-13	13-14	14-15	15-16
Net Effect	-700	-760	-842	-831	-999
Change in Effect	—	-60	-82	11	-168

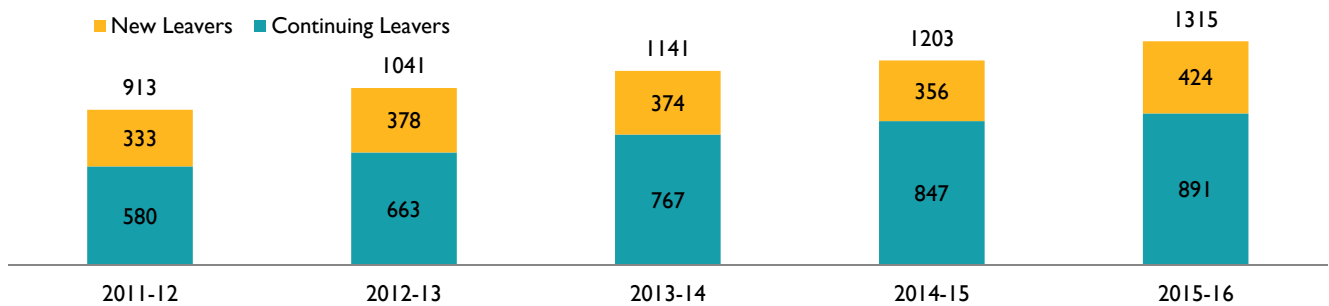
For the 2015-16 school year, MMSD has 1315 open enrollment leavers and 316 open enrollment enterers for a net effect of 999 students choosing to attend a district other than MMSD. The increase in the net effect of open enrollment is 168.

Continuing and New Open Enrollment Leavers

Of the 1315 open enrollment leavers during the 2015-16 Third Friday count 891 are continuing open enrollment leavers and 424 are new open enrollment leavers (who had never applied to leave the district in prior years).

The total number of leavers has increased much faster as the number of first time leavers increased because of the cumulative effect of open enrollment. In addition, it is important to remember that open enrollment leavers are not necessarily students who attended an MMSD school and chose to leave after doing so. Of these 1315 leavers, 806 (61%) have no MMSD enrollment records, showing that they have never been an MMSD student despite living within the district.

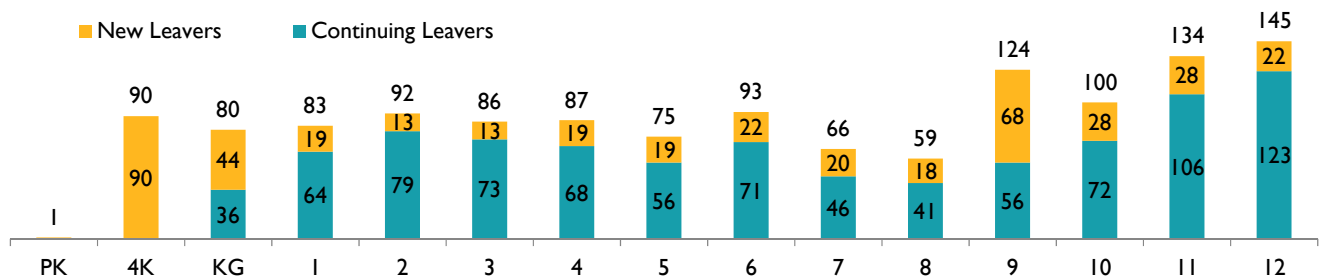
This year the number of new leavers increased after two years of decreases. The decrease in the number of new leavers had slowed the cumulative effect of open enrollment and the future cumulative effects will depend on whether the number of new leavers decreases in the future (as in the past two years) or continues to increase.



Among the 424 new open enrollment leavers, 270 have no past MMSD enrollment records, while 154 were former MMSD students. Of those 154 new leavers who are former MMSD students, though, 96 were MMSD students in 2014-15 or the beginning of 2015-16, while the other 58 had prior MMSD enrollments from earlier years. This suggests that these 58 students may have moved to another district, been home schooled, or attended a private/parochial school for some time, moved back to MMSD, and requested open enrollment without first re-enrolling in an MMSD school.

Grade Level of Open Enrollment Leavers

The table below shows leavers by grade, with new leavers indicated in orange, continuing leavers in teal, and the total at the top of the column. For example, in grade 2, there were 13 new leavers and 79 continuing leavers, for a total of 92.

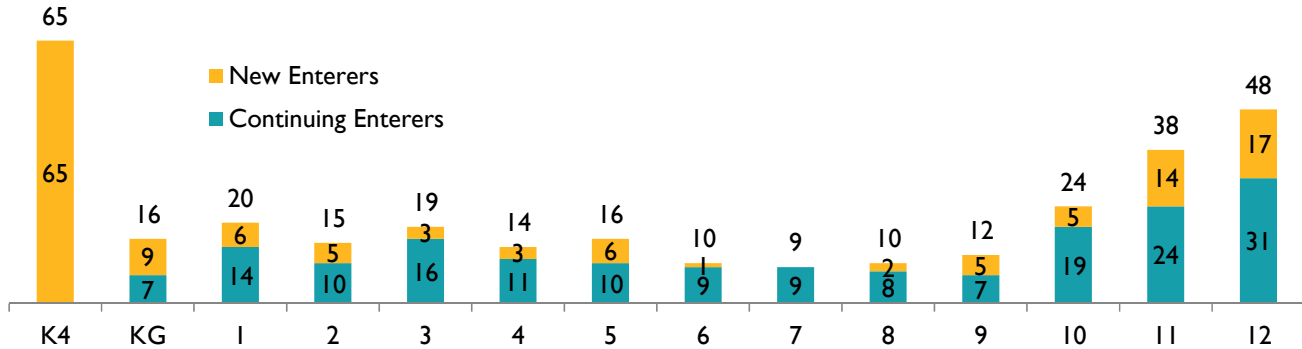


The two most common grades for a student to newly open enroll out of MMSD during the 2015-16 school year are 4K, Kindergarten, and ninth grade.

Currently, the highest grade for open enrollment leavers is grade 12, while leavers are much lower in earlier grades. If these trends remain consistent and older cohorts with a large number of leavers graduate to be replaced by younger cohorts with smaller numbers of leavers, then we might expect the total number of leavers to decrease over time; however, we cannot necessarily assume that leaver cohorts will not grow over time as students reach middle and high school transition grades.

Grade Level of Open Enrollment Enterers

The table below shows enterers by grade, with new enterers indicated in orange, continuing enterers in teal, and the total at the top of the column. For example, in grade 2, there were 5 new enterers and 10 continuing enterers, for a total of 15.



The most common grades for students to open enroll into MMSD are K4, eleventh, and twelfth grade. These also are the most common grades for new enterers this year.

Race/Ethnicity of Open Enrollment Leavers

	2014-2015			2015-2016		
	Percent Leaver K-12	Percent MMSD K-12	Difference	Percent Leaver K-12	Percent MMSD K-12	Difference
White	67%	44%	23%	66%	43%	23%
Two or more races	7%	9%	-1%	7%	9%	-2%
Asian	6%	9%	-3%	6%	9%	-3%
Hispanic/Latino	10%	20%	-10%	12%	20%	-8%
Black or African American	8%	18%	-9%	9%	18%	-9%

** Organized from high to low on the Difference 2015-16 column

Open enrollment leavers are disproportionately white relative to the MMSD K-12 student population. The percent of the MMSD population that identifies as black or African American is twice as large as the percent of the population of open enrollment leavers that do. This pattern is similar to past years. Other demographic characteristics of open enrollment leavers are not reported here because they change from year to year (income status, special education services, and English Language Learner status) and are therefore less reliable.

Race/ethnicity of Open Enrollment Enterers

	Percent Enterer K-12	Percent MMSD K-12	Difference
Black or African American	18%	18%	0%
Two or more races	13%	9%	4%
Hispanic/Latino	20%	20%	0%
Asian	7%	9%	-2%
White	42%	43%	-1%

** Organized from high to low on the Difference column

Open enrollment enterers identifying with each race/ethnicity group are similar in proportion to the MMSD population overall, when compared to leavers. In sharp contrast with our leavers, who are disproportionately students that identify as white, the race/ethnicity of our enterers is similar to that of the district.

Fiscal Impact of Open Enrollment Process

The open enrollment expense of students leaving our district is partially offset each year by the income from students entering our district. The estimated cost of open enrollment for the 2015-16 budget is about \$6.5 million. The transferred funds for each open enrollee for the 2015-16 school year is \$6,639. Please note that the numbers in this table may not match those from prior reports exactly due to retroactive DPI adjustments and more inclusive accounting of income and expenses for students with disabilities. In addition, the 15-16 numbers reflect only a budgeted estimate and do not necessarily reflect final impacts.

	Open Enrollment Income	Open Enrollment Expense	Net Open Enrollment Cost
11-12	\$1,520,840.00	\$5,874,545.00	\$4,353,705.00
12-13	\$1,807,968.00	\$6,564,234.00	\$4,756,266.00
13-14	\$1,817,929.00	\$7,211,317.00	\$5,393,388.00
14-15	\$2,277,485.00	\$7,746,514.00	\$5,469,029.00
15-16 <i>budgeted (estimate)</i>	<i>\$1,967,515.00</i>	<i>\$8,462,068.00</i>	<i>\$6,494,553.00</i>

Destination of Open Enrollment Leavers

District	Students	District	Students	District	Students	District	Students
McFarland	262	Oregon	115	Merrill	31	Stoughton	10
Monona Grove	243	Sun Prairie	112	N. Ozaukee	16	Appleton	9
Verona	192	Waunakee	52	Mount Horeb	11	Hayward	7
Middleton	178	De Forest	34	Waukesha	10		

** Districts with fewer than 6 entering leavers have been suppressed

The most common open enrollment destinations for MMSD students are McFarland, Monona Grove, Verona, and Middleton. These districts are consistently the most common open enrollment destinations for students residing in the MMSD attendance boundaries. McFarland is the most popular destination at the elementary school and middle school level. Monona Grove and Verona are the most popular at the high school level.

Notes on Optional Attendance Zones

This report presents open enrollment data for students living in optional or assigned attendance areas (denoted Allied Asg., Opt Toki/Jef, etc). The Optional High School attendance area was created many years ago to give low-income minority students a choice of schools to attend. The middle school optional attendance areas were created because some students live within walking distance of a school that would not normally be a part of the feeder pattern of their attendance area. Students living in the Allied Assigned attendance area are assigned to one of three schools to prevent a high concentration of low-income students in a single school.

Elementary (KG-5) Leavers by School and External District

The schools with the highest number of open enrollment leavers are Leopold (88) and Glendale (86). Sixty-two of the 88 leavers from the Leopold attendance area open enrolled into the Oregon School District, which is in close proximity to many parts of the Leopold area. A further 13 open enrolled into the Verona School District which also borders the Leopold area. Similarly, 70 of the 86 open enrollment leavers from the Glendale attendance area open enrolled into the bordering McFarland School District. Open enrollment is most common for schools that are very close to other districts and represents a persistent, structural part of the open enrollment process.

The most common open enrollment destinations for elementary students overall are McFarland, Monona Grove, and Oregon. Most open enrollment leavers attend other districts in Dane County, although some choose to attend districts further away (such as Appleton and Northern Ozaukee), mainly through virtual academic programs. Identification of a student as a virtual school attendee is optional. For the 2015-16 school year there were 63 students identified as actively open enrolled in a virtual school on October 1, 2015. This represents a decrease of 13 students from the last year's number of 76 identified students.



Elementary (4K-5) Leavers by School and External District

Non-MMSD Open Enrollment District

	McFarland	Monona Grove	Oregon	Sun Prairie	Verona	Middleton	Waunakee	De Forest	Merrill	Mount Horeb	Cambridge	N. Ozaukee	Hayward	Barneveld	Wisconsin Hts	Columbus	Appleton	Belleville	Dodgeville	Evansville	Genoa City J2	Lodi	Marshall	Menasha	Stoughton	Waukesha	Grand Total
Leopold			62		13	7		--	--						--												88
Glendale	70	12	--					--			--																86
Allis	9	10	--	--	--		--	--	--		--		--														37
Hawthorne	8	--		15		--	--	--	--						--												36
Elvehjem	7	21		--					--																--		35
Kennedy	--	13		8			--		--			--	--											--			31
Mendota		--		--		--	17	--				--													--		26
Huegel	--		--	--	--	--				--		--											--				20
Sandburg		--		8			--	--	--		--																17
Schenk	--	--		--				--	--																		17
Gompers	--	--					7	--	--																		15
Stephens					--	10				--																	13
Chavez			--		10		--																				12
Olson						--				--				--					--								11
Falk	--	--		--	--	--																					10
Lindbergh						--	--	--														--					10
Thoreau	--			--	--	--		--																			9
Lake View	--	--		--			--																				7
Lowell	--	--		--																	--						7
Crestwood						--		--																			--
Orchard Ridge	--				--																--						--
Muir					--	--																					--
Midvale	--		--		--	--																					--
Allied Asg					--																						--
Emerson		--		--																							--
Lapham				--																							--
Lincoln		--																									--
Randall	--					--																					--
Van Hise						--											--										--
Franklin	--																										--
District total	124	86	83	65	61	57	39	20	22	--	--	--	--	--	--	--	--	--	--	--	--	--	--	--	--	--	594

Middle Leavers by School and External District

Non-MMSD Open Enrollment District

Attendance area of residence	McFarland	Middleton	Monona Grove	Verona	Oregon	De Forest	Sun Prairie	Merrill	N. Ozaukee	Appleton	Mount Horeb	Waukesha	Hayward	Waunakee	Johnson Creek	Deerfield	Genoa City J2	Grantsburg	Milton	Grand Total
	Sennett	28		23		--	--	--	--	--			--	--						--
Cherokee	--	7		9	16			--			--	--								38
Toki	--	9		10	--				--		--				--			--		31
Sherman	--		--			--	--	--	--			--								19
Jefferson	--	9				--				--	--									18
Whitehorse	--		--		--	--	--	--		--			--			--				17
Black Hawk	--					--		--	--	--				--						16
O'Keeffe	--	--	--			--											--			8
Hamilton	--	--																		--
Allied Asg	--			--																--
Opt Cher/Ham		--																		--
Opt Toki/Jef		--																		--
District Total	53	35	34	21	17	10	10	8	--	--	--	--	--	--	--	--	--	--	--	218

High Leavers by School and External District

Non-MMSD Open Enrollment District

Attendance area of residence	Non-MMSD Open Enrollment District																Grand Total		
	Monona	Verona	McFarland	Middleton	Sun Prairie	Oregon	Wauwaukee	Stoughton	N. Ozaukee	De Forest	Waukesha	Grantsburg	Appleton	Belleville	Wisconsin Hts	Merrill		Mount Horeb	Sauk Prairie
La Follette	92	—	57	—	11	—	—	—	—	—	—	—	—	—	—	—	—	—	176
Memorial	—	92	—	63	—	—	—	—	—	—	—	—	—	—	—	—	—	—	174
East	26	—	12	—	22	—	—	—	—	—	—	—	—	—	—	—	—	—	88
West	—	27	—	9	—	9	—	—	—	—	—	—	—	—	—	—	—	—	60
Opt High School	—	—	—	—	—	—	—	—	—	—	—	—	—	—	—	—	—	—	—
District Total	123	118	85	82	37	11	10	9	—	—	—	—	—	—	—	—	—	—	503

Elementary Enterers by School and External District

	Albany	Baraboo	Barneveld	Columbus	De Forest Area	Edgerton	Evansville Community	Fall River	Janesville	McFarland	Middleton-Cross Plains Area	Monona Grove	Montello	Mount Horeb Area	Oregon	Portage Community	Stoughton Area	Sun Prairie Area	Verona Area	Watertown Unified	Waunakee Community	Wisconsin Dells	Total
4K PK Off Site					-			-	-	-	25	6			-		-	6	12		-		60
Chavez Elementary							-				-								-				11
Allis Elementary				-	-					-		-					-						8
Sandburg Elementary					-													-					7
Glendale Elementary												-						-	-				7
Shorewood Elementary											-								-		-		6
Orchard Ridge Elementary						-					-			-					-				6
Crestwood Elementary											-						-		-				-
Olson Elementary										-	-								-				-
Stephens Elementary	-						-				-								-				-
Leopold Elementary															-				-				-
Lake View Elementary					-													-			-		-
Elvehjem Elementary						-				-	-		-										-
Nuestro Mundo Elementary												-							-				-
Muir Elementary																		-					-
Kennedy Elementary		-																-					-
Falk Elementary											-								-				-
Mendota Elementary																-				-			-
Lincoln Elementary			-								-								-				-
Lapham Elementary												-										-	-
Gompers Elementary					-																-		-
Thoreau Elementary																			-				-
Lowell Elementary																		-					-
Huegel Elementary																			-				-
Midvale Elementary																			-				-
Lindbergh Elementary																		-					-
Total	-	-	-	-	6	-	-	-	-	6	43	16	-	-	-	-	-	22	37	-	8	-	165

Middle Enterers by School and External District

	Columbus	De Forest Area	Edgerton	Middleton-Cross Plains Area	Monona Grove	Oregon	Rio Community	Sun Prairie Area	Verona Area	Waunakee Community	Total
Sennett Middle	-	-	-		-				-		8
Cherokee Middle				-					-		6
Jefferson Middle				-				-	-		-
Toki Middle									-		-
Hamilton Middle				-		-				-	-
Sherman Middle		-						-			-
Black Hawk Middle										-	-
Whitehorse Middle							-				-
O'Keeffe Middle								-			-
Total	-	-	-	-	-	-	-	-	13	-	29

High Enterers by School and External District

	Belleville	Cambridge	De Forest Area	Deerfield Community	Dodgeville	Fort Atkinson	Lodi	McFarland	Middleton-Cross Plains Area	Monona Grove	Mount Horeb Area	Oregon	Poynette	Rio Community	Sauk Prairie	Stoughton Area	Sun Prairie Area	Verona Area	Waukesha	Waunakee Community	Wisconsin Heights	Total
Memorial High	-				-				20		-	-						10	-	-	-	47
West High		-				-			8		-	-			-	-		14		-		31
East High			-							-		-					-					16
La Follette High								-		8				-			-	-				12
Innovative & Alt High	-						-			-		-					-	-				8
Shabazz High				-				-		-							-					8
Total	-	-	-	-	-	-	-	-	28	17	-	9	-	-	-	-	8	27	-	-	-	122