



Open Enrollment Fall 2016

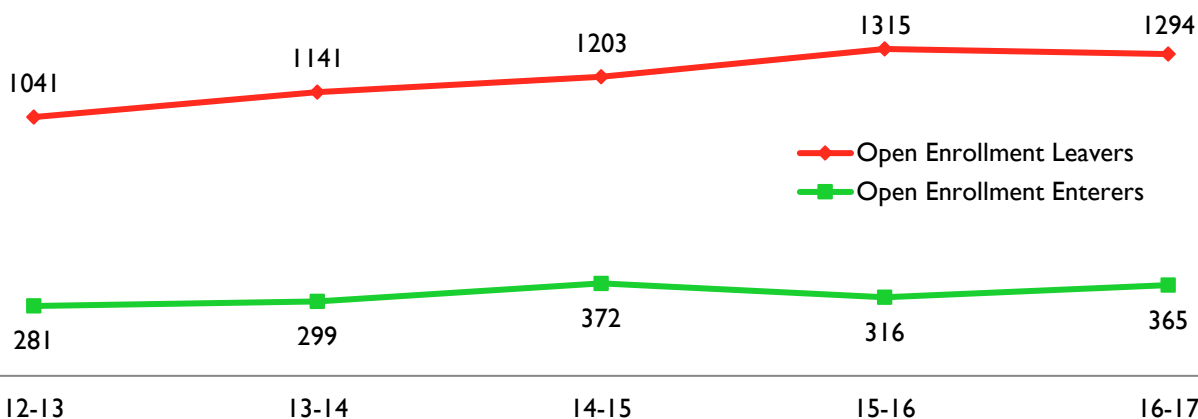
Key Findings

1. In total, MMSD has 365 open enrollment enterers and 1294 open enrollment leavers for 2016-17; among those 1294 leavers, 58% have never enrolled in an MMSD school.
2. The net effect of open enrollment decreased by 70 students. The number of open enrollment leavers decreased by 21 students and the number of open enrollment enterers increased by 49 students.
3. The number of new leavers decreased by 51 students.
4. The most common grades for new open enrollment leavers are 4K, KG, and ninth grade. The most common grades for new open enrollment enterers are 4K, eleventh, and twelfth grade. Open enrollment leavers are disproportionately white while enterers are disproportionately students of color.
5. Open enrollment leavers are clustered around the outskirts of the district and most often attend the closest suburban district to their home.

Background

This report presents a history of open enrollment in MMSD, as well as detailed breakouts of open enrollment for the 2016-17 school year. Open enrollment in Wisconsin took effect for the 1998-99 school year, in which MMSD had fewer than 20 leavers. Due to the Family Educational Rights and Privacy Act (FERPA), we suppress student counts of six or fewer and this is indicated by “—” in data tables.

4K-12th Grade Open Enrollment Enterers and Leavers

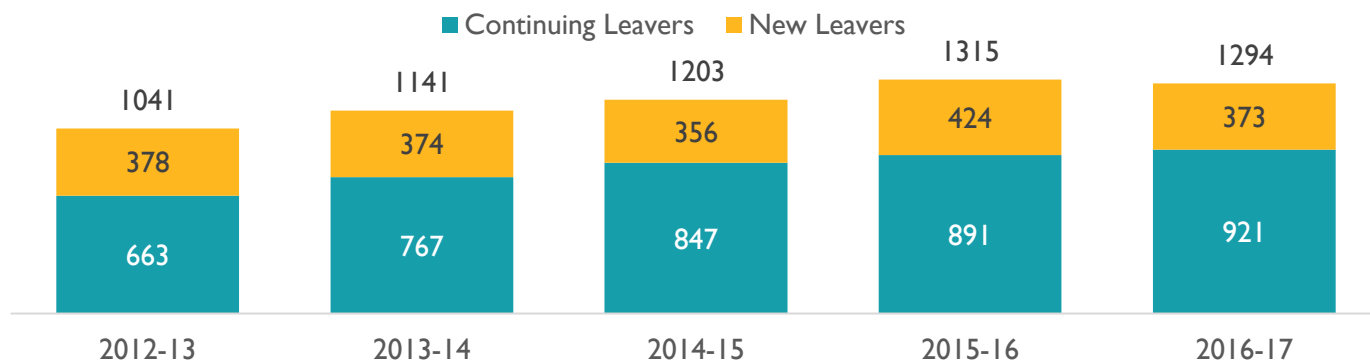


	12-13	13-14	14-15	15-16	16-17
Net Effect	-760	-842	-831	-999	-929
Change in effect	---	-82	11	-168	70

For the 2016-17 school year, MMSD has 1294 open enrollment leavers and 365 open enrollment enterers for a net effect of 929 students choosing to attend a district other than MMSD. The decrease in the net effect of 70 students is the second decrease in the net effect in the last three years, the only two decreases since open enrollment began. The decrease in the number of open enrollment leavers, 21 students, is the first decrease in the number of students in a decade.



Continuing and New Open Enrollment Leavers

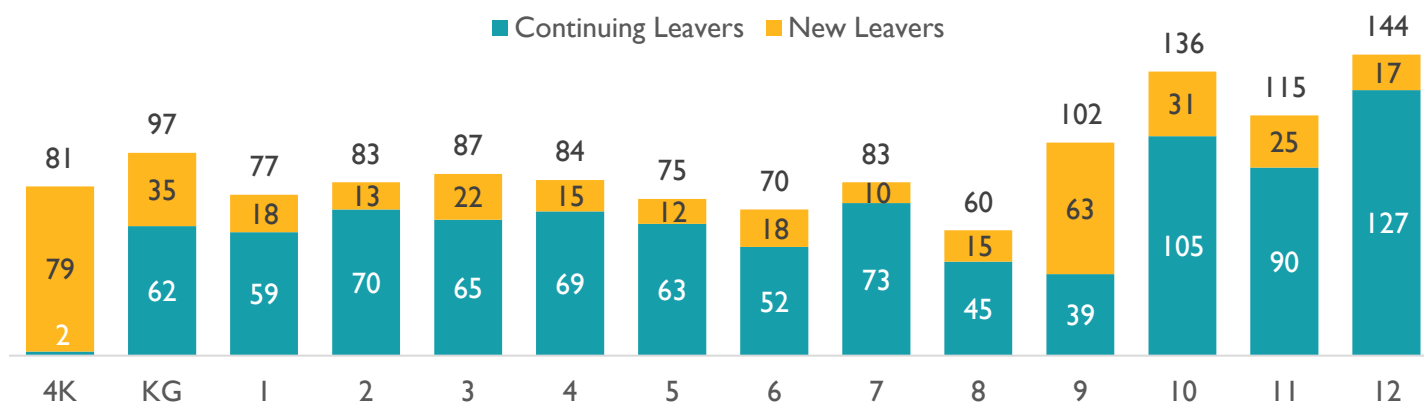


Of the 1294 open enrollment leavers during the 2016-17 Third Friday count, 921 are continuing open enrollment leavers and 373 are new open enrollment leavers (leavers who had never applied to leave the district in prior years). This is a decrease of 51 students from the 2015-16 count of 424 new open enrollment leavers (12% decrease).

The total number of leavers has increased much faster as the number of first time leavers increased because of the cumulative effect of open enrollment. In addition, it is important to remember that open enrollment leavers are not necessarily students who attended an MMSD school and chose to leave after doing so. Of these 1294 leavers, 761 (58%) have no MMSD enrollment records, showing that they have never been an MMSD student despite living within the district. This percentage is similar to the 61% of open enrollment leavers during the 2015-16 count that had no prior MMSD enrollment.

This year the number of new leavers decreased for the third year in the past four. The decrease in the number of new leavers has slowed the cumulative effect of open enrollment and the future cumulative effects will depend on whether the number of new leavers continues to decrease in the future.

Grade Level of Continuing and New Open Enrollment Leavers

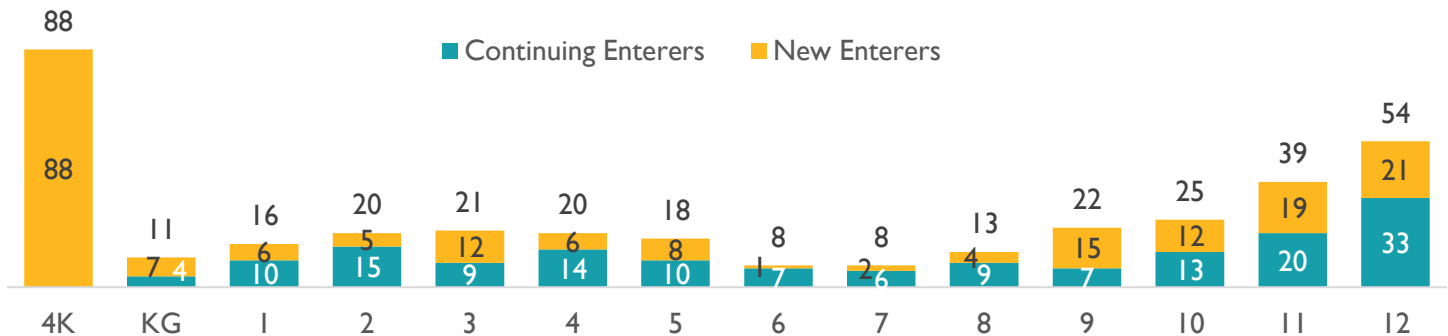


The three most common grades for a student to newly open enroll out of MMSD during the 2016-17 school year are 4K, Kindergarten, and ninth grade. This general pattern of new open enrollment leavers is the same as in 2015-16.

Currently, the highest grade for open enrollment leavers is grade 12, while leavers are much lower at the elementary and middle school level. The number of leavers decreased because the 4K and ninth grade rates where new leavers are most likely to appear are smaller than the 2015-16 cohorts. If the number of leavers (and new leavers) in these grades continue to decrease then the overall effect of open enrollment leavers is likely to continue to decrease.



Grade Level of Open Enrollment Enterers



The most common grades for students to open enroll into MMSD are 4K, eleventh, twelfth grade for both new enterers and enterers overall. This general pattern of new open enrollment enterers is the same as in 2015-16.

Race and Ethnicity of Open Enrollment Leavers and Enterers

	Percent KG-12 MMSD	Leavers		Enterers	
		Percent KG-12 Leavers	Difference	Percent KG-12 Enterers	Difference
White	43%	69%	26%	32%	-11%
Two or more races	9%	7%	-2%	15%	6%
Asian	9%	5%	-4%	7%	-2%
Hispanic or Latino	21%	11%	-10%	25%	4%
Black or African American	18%	6%	-12%	21%	3%

Open enrollment leavers are disproportionately white relative to the MMSD KG-12 student population. Other demographic characteristics of open enrollment leavers are not reported here because they change from year to year (income status, special education services, and English Language Learner status) and are therefore less reliable.

Open enrollment enterers are disproportionately students that do not identify as white relative to the MMSD student population, with students identifying as white composing 32% of enterers and 43% of the MMSD population overall. The difference between the percent of enterers that identified as two or more races, Hispanic or Latino, and black or African American and their respective proportions of the MMSD student population increased from the 2015-16 school year. This is a change from open enrollment distribution during the 2015-16 school year where the distribution of open enrollment enterers and the MMSD student population were more similar.



Fiscal Impact of Open Enrollment Process

The open enrollment expense of students leaving our district is partially offset each year by the income from students entering our district. The estimated cost of open enrollment for the 2015-16 budget is about \$6.5 million. The estimated transfer of funds for each open enrollee for the 2016-17 school year is \$6,748. Please note that the numbers in this table may not match those from prior reports exactly due to retroactive DPI adjustments and more inclusive accounting of income and expenses for students with disabilities. In addition, the 16-17 numbers reflect only a budgeted estimate and do not necessarily reflect final impacts.

	Open Enrollment Income	Open Enrollment Expense	Net Open Enrollment Cost
12-13	\$1,807,968.00	\$6,564,234.00	\$4,756,266.00
13-14	\$1,817,929.00	\$7,211,317.00	\$5,393,388.00
14-15	\$2,277,485.00	\$7,746,514.00	\$5,469,029.00
15-16	\$1,938,889.00	\$8,520,423.00	\$6,581,534.00
16-17 budgeted (estimate)	\$2,247,084.00	\$8,959,567.00	\$6,712,483.00

Destination of Open Enrollment Leavers

District	Count	District	Count	District	Count	District	Count
McFarland	279	Oregon	122	Merrill Area	31	Mount Horeb	9
Monona	278	Middleton	101	Waukesha	17	Grantsburg	8
Verona	163	Waunakee	57	Appleton	11	Hayward	7
Sun Prairie	126	De Forest	35	N. Ozaukee	11	Stoughton	7

The most common open enrollment destinations for MMSD students are McFarland, Monona Grove, Verona, Sun Prairie, Oregon, and Middleton. These districts are consistently the most common open enrollment destinations for students residing in the MMSD attendance boundaries. McFarland is the most popular destination at the elementary school and middle school level. Monona is the most popular at the high school level.

Notes on Optional Attendance Zones

This report presents open enrollment data for students living in optional or assigned attendance areas (denoted Allied Asg., Opt Toki/Jef, etc). The Optional High School attendance area was created many years ago to give low-income minority students a choice of schools to attend. The middle school optional attendance areas were created because some students live within walking distance of a school that would not normally be a part of the feeder pattern of their attendance area. Students living in the Allied Assigned attendance area are assigned to one of three schools to prevent a high concentration of low-income students in a single school.

Elementary (KG-5) Leavers by School and External District

The schools with the highest number of open enrollment leavers are Leopold (101) and Glendale (86). Seventy of the 101 leavers from the Leopold attendance area open enrolled into the Oregon School District, which is in close proximity to many parts of the Leopold area. A further 14 open enrolled into the Verona School District which also borders the Leopold area. Similarly, 68 of the 86 open enrollment leavers from the Glendale attendance area open enrolled into the bordering McFarland School District. Open enrollment is most common for schools that are very close to other districts and represents a persistent, structural part of the open enrollment process. For a geographic depiction of this pattern see the map on page 11.

The most common open enrollment destinations for elementary students overall are McFarland, Monona Grove, Oregon, and Sun Prairie. Most open enrollment leavers attend other districts in Dane County, although some choose to attend districts further away (such as Appleton and Northern Ozaukee), mainly through virtual academic programs. Identification of a student as a virtual school attendee is optional. Sixty-four open enrollment leavers were identified as virtual school attendees during the Third Friday of September count. This is an increase of one student from last year's number of 63 students (this observation was taken on Oct. 1, 2015).

Prepared by Kristian Chavira 5 Report 2016-11-5



Middle School Leavers by School Area and External District

		External District Attended																		Total	
		McFarland	Monona	Middleton	Oregon	Verona	Sun Prairie	De Forest	Merrill	Waunakee	Appleton	Waukesha	Deerfield	Hayward	Lodi	Mount Horeb	Cambridge	Genoa City J2	Johnson Creek		Medford
Middle School Attendance Area	Sennett	29	22		—		—		—			—									63
	Cherokee	—		—	20	7		—				—				—				—	36
	Toki	—		—	—	8	—	—		—						—			—		24
	Black Hawk	8		—			—	—	—						—						22
	Whitehorse	—	—				—	—	—			—	—								18
	Jefferson	—		10		—		—													17
	Sherman	—	—				—	—		—	—						—				14
	O'Keeffe	—	—	—				—										—			8
	Hamilton	—		—															—		—
	Opt. Toki/Jefferson		—	—																	—
	Allied Dr.	—				—															—
	Opt. Cherokee/Hamilton																				
	Total	62	34	24	24	17	15	7	—	—	—	—	—	—	—	—	—	—	—	—	213



High School Leavers by School Area and External District

		External District Attended																				Total	
		Monona	McFarland	Verona	Middleton	Sun Prairie	Oregon	Waukesha	Grantsburg	N. Ozaukee	De Forest	Waunakee	Appleton	Stoughton	Mount Horeb	Cambridge	Janesville	Johnson Creek	Monroe	Two Rivers	Whitewater		Wisconsin Hts.
High School Attendance Area	La Follette	105	50	—	—	10	—	—	—	—	—	—	—	—	—	—	—	—	—	—	—	—	186
	Memorial		11	71	39		—	—	—	—		—	—	—	—		—	—	—				141
	East	25	28		—	24		—	—	—	—	—	—										103
	West	—	9	18	—	—	14		—			—	—	—	—					—	—	—	58
	Optional Area																						
	Total	137	98	96	51	35	21	11	8	8	7	—	—	—	—	—	—	—	—	—	—	—	497



Elementary School (4K-5th grade) Enterers by School and External District

		External District of Residence																					Total	
		Middleton	Verona	Monona	Sun Prairie	Oregon	Wauwaukee	McFarland	De Forest	Evansville	Stoughton	Portage	Baraboo	Marshall	Wisconsin Hts.	Albany	Cambridge	Edgerton	Janesville	Montello	Mount Horeb	Sauk Prairie		Wisc. Dells
Elementary School Attended	4K PK Off Site	27	17	9	-	-	-	-	-	-	-	-	-	-	-	-	-	-	-	-	-	-	-	75
	Chavez	-	-	-	-	-	-	-	-	-	-	-	-	-	-	-	-	-	-	-	-	-	-	12
	Stephens	-	-	-	-	-	-	-	-	-	-	-	-	-	-	-	-	-	-	-	-	-	-	12
	Orchard Ridge	-	-	-	-	-	-	-	-	-	-	-	-	-	-	-	-	-	-	-	-	-	-	11
	Glendale	-	-	-	-	-	-	-	-	-	-	-	-	-	-	-	-	-	-	-	-	-	-	10
	Allis	-	-	-	-	-	-	-	-	-	-	-	-	-	-	-	-	-	-	-	-	-	-	7
	Leopold	-	-	-	-	-	-	-	-	-	-	-	-	-	-	-	-	-	-	-	-	-	-	-
	Muir	-	-	-	-	-	-	-	-	-	-	-	-	-	-	-	-	-	-	-	-	-	-	-
	Falk	-	-	-	-	-	-	-	-	-	-	-	-	-	-	-	-	-	-	-	-	-	-	-
	Nuestro Mundo	-	-	-	-	-	-	-	-	-	-	-	-	-	-	-	-	-	-	-	-	-	-	-
	Olson	-	-	-	-	-	-	-	-	-	-	-	-	-	-	-	-	-	-	-	-	-	-	-
	Shorewood	-	-	-	-	-	-	-	-	-	-	-	-	-	-	-	-	-	-	-	-	-	-	-
	Crestwood	-	-	-	-	-	-	-	-	-	-	-	-	-	-	-	-	-	-	-	-	-	-	-
	Huegel	-	-	-	-	-	-	-	-	-	-	-	-	-	-	-	-	-	-	-	-	-	-	-
	Kennedy	-	-	-	-	-	-	-	-	-	-	-	-	-	-	-	-	-	-	-	-	-	-	-
	Lowell	-	-	-	-	-	-	-	-	-	-	-	-	-	-	-	-	-	-	-	-	-	-	-
	Sandburg	-	-	-	-	-	-	-	-	-	-	-	-	-	-	-	-	-	-	-	-	-	-	-
	Elvehjem	-	-	-	-	-	-	-	-	-	-	-	-	-	-	-	-	-	-	-	-	-	-	-
	Franklin	-	-	-	-	-	-	-	-	-	-	-	-	-	-	-	-	-	-	-	-	-	-	-
	Lapham	-	-	-	-	-	-	-	-	-	-	-	-	-	-	-	-	-	-	-	-	-	-	-
	Lincoln	-	-	-	-	-	-	-	-	-	-	-	-	-	-	-	-	-	-	-	-	-	-	-
	Mendota	-	-	-	-	-	-	-	-	-	-	-	-	-	-	-	-	-	-	-	-	-	-	-
	Thoreau	-	-	-	-	-	-	-	-	-	-	-	-	-	-	-	-	-	-	-	-	-	-	-
	Gompers	-	-	-	-	-	-	-	-	-	-	-	-	-	-	-	-	-	-	-	-	-	-	-
	Hawthorne	-	-	-	-	-	-	-	-	-	-	-	-	-	-	-	-	-	-	-	-	-	-	-
	Lake View	-	-	-	-	-	-	-	-	-	-	-	-	-	-	-	-	-	-	-	-	-	-	-
	Midvale	-	-	-	-	-	-	-	-	-	-	-	-	-	-	-	-	-	-	-	-	-	-	-
	Emerson	-	-	-	-	-	-	-	-	-	-	-	-	-	-	-	-	-	-	-	-	-	-	-
	Lindbergh	-	-	-	-	-	-	-	-	-	-	-	-	-	-	-	-	-	-	-	-	-	-	-
	Marquette	-	-	-	-	-	-	-	-	-	-	-	-	-	-	-	-	-	-	-	-	-	-	-
	Randall	-	-	-	-	-	-	-	-	-	-	-	-	-	-	-	-	-	-	-	-	-	-	-
	Schenk	-	-	-	-	-	-	-	-	-	-	-	-	-	-	-	-	-	-	-	-	-	-	-
	Van Hise	-	-	-	-	-	-	-	-	-	-	-	-	-	-	-	-	-	-	-	-	-	-	-
	Total	50	44	23	21	14	9	-	-	-	-	-	-	-	-	-	-	-	-	-	-	-	-	195



Middle School Enterers by School and External District

		External District of Residence											
		Verona	Middleton	Sun Prairie	De Forest	Edgerton	Monona	Oregon	Waunakee	Barneveld	Lodi	Stoughton	Total
Middle School Attended	Cherokee	—	—					—		—			8
	Sennett	—			—	—	—					—	7
	Toki	—	—								—		—
	Hamilton		—					—	—				—
	Whitehorse			—			—						—
	Black Hawk			—					—				—
	Sherman				—								—
	Jefferson												
	O'Keeffe												
	Total	9	—	—	—	—	—	—	—	—	—	—	29

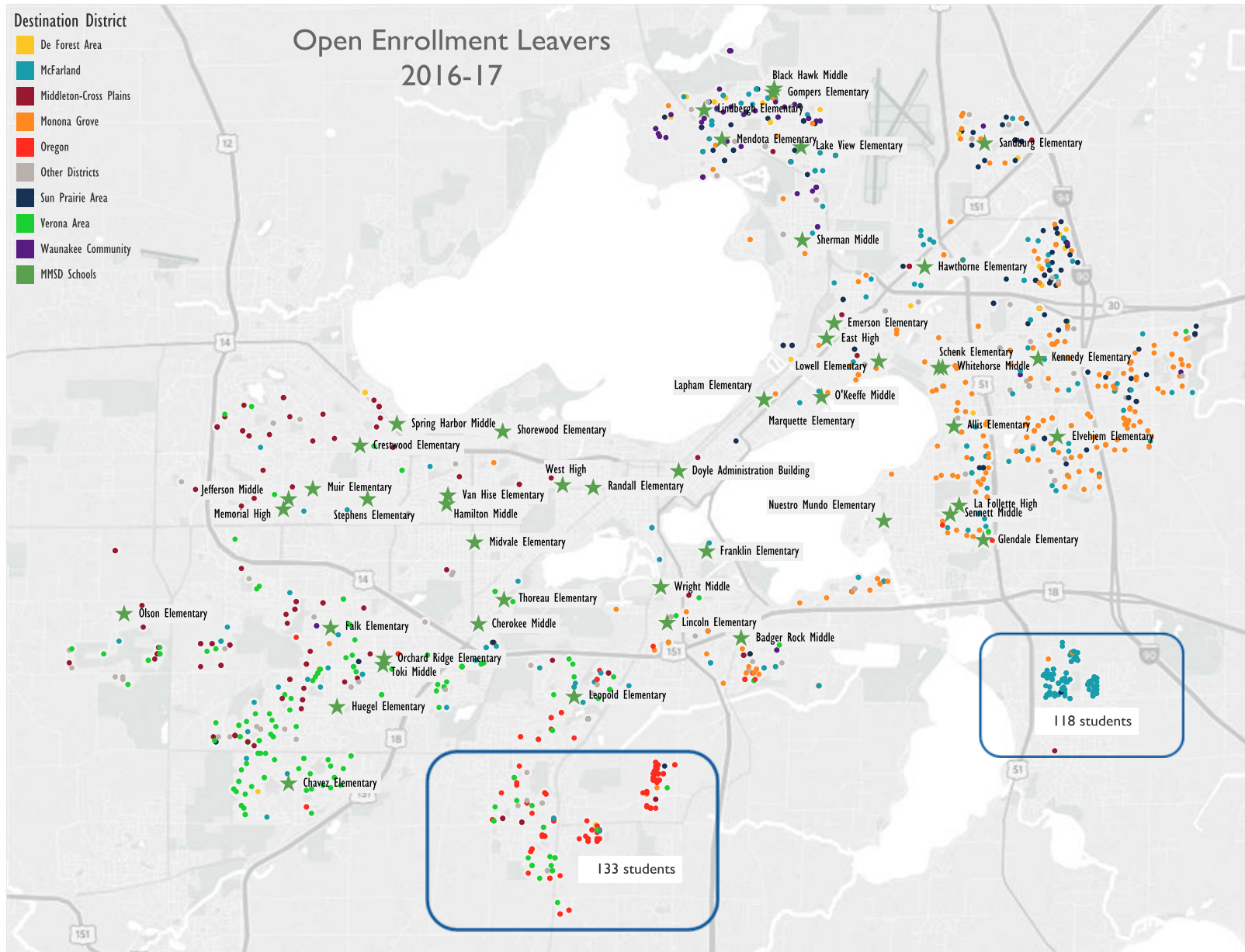


High School Enterers by School and External District

		External District of Residence																				Total	
		Verona	Middleton	Monona	Oregon	Sun Prairie	De Forest	Deerfield	McFarland	Stoughton	Waunakee	Belleville	Marshall	Rio Community	Wisconsin Hts.	Barneveld	Cambridge	Dodgeville	Mount Horeb	Portage	Sauk Prairie		Waukesha
High School Attended	Memorial	17	22		—	—					—	—			—			—				—	55
	West	13	—		—			—	—										—		—		25
	East	—	—	—		7	—	—	—			—			—					—			21
	Innovative & Alt	—	—	—	—	—		—	—	—	—					—							17
	La Follette	—	—	—		—	—	—	—				—										16
	Shabazz	—		—		—		—	—				—				—						7
Total		40	28	14	12	12	—	—	—	—	—	—	—	—	—	—	—	—	—	—	—	—	141



Appendix: Map of Open Enrollment Leavers and Destination Districts



The map at left shows the home locations of all Open Enrollment Leavers from MMSD. Each dot represents a student. The dots are color coded by destination district.

From this map, two obvious trends emerge:

1. **Open Enrollment Leavers are clustered around the outskirts of the district.** Very few OEL live in the middle of MMSD.
2. **Open Enrollment Leavers tend to attend the closest suburban district to their home.** The concentrations of teal dots near McFarland, red dots near Oregon, lime green dots near Verona, and orange dots near Monona Grove illustrate that OEL rarely travel far to attend their non-MMSD school.